



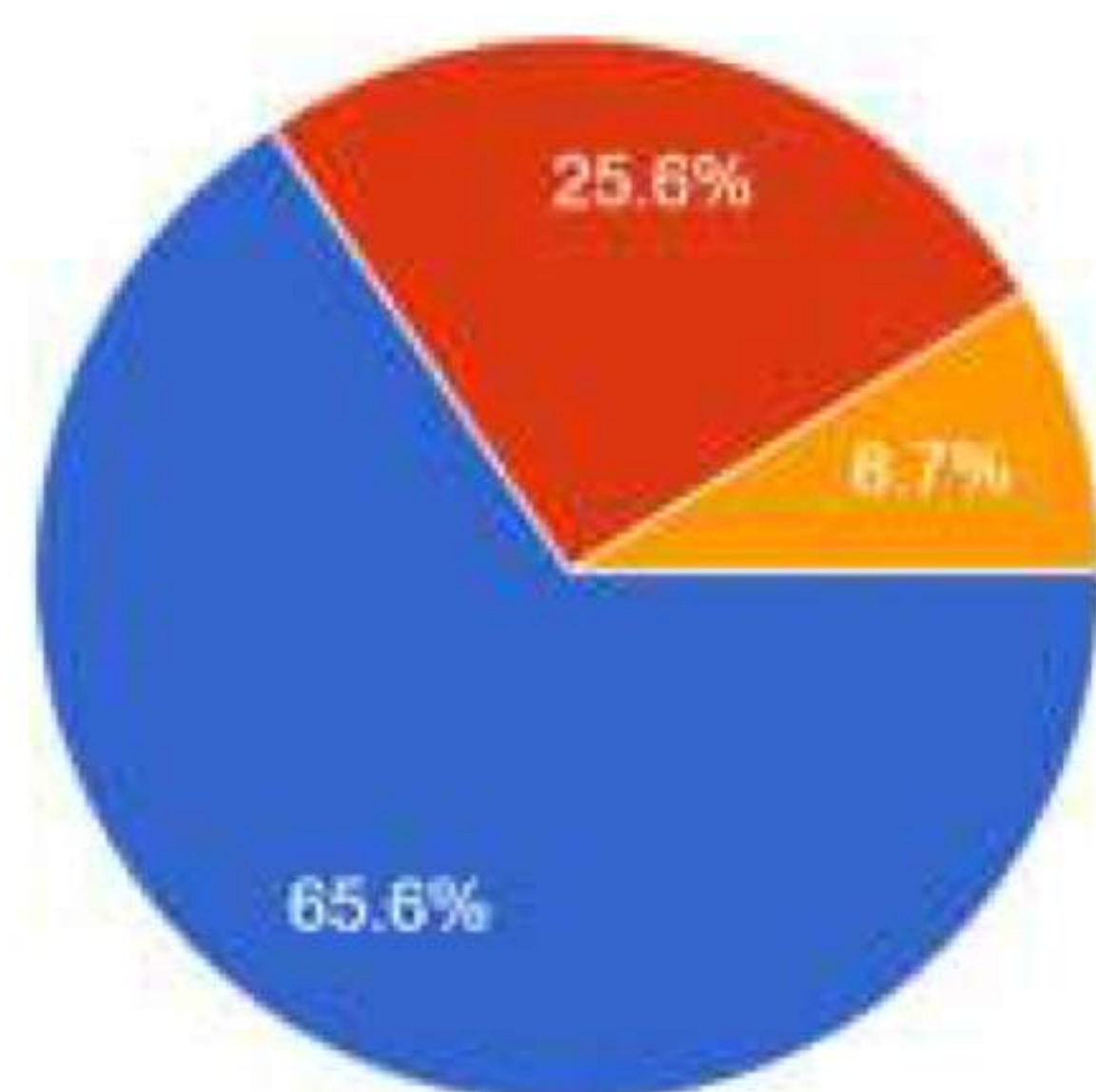
Ref. No.

Date

Student Feedback 2022-23 Analysis

You are a Student of

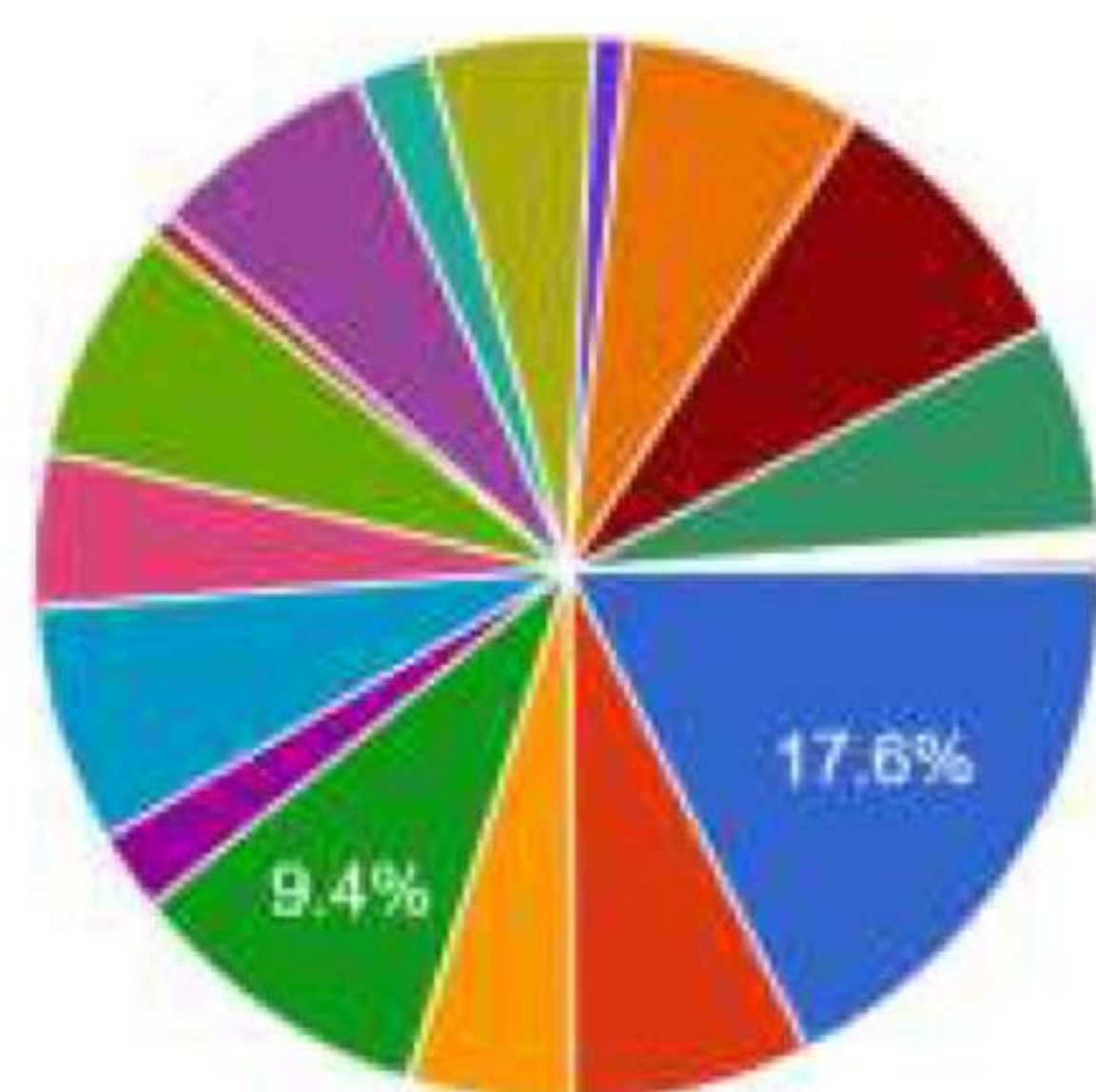
663 responses



- B.A.
- B.Sc.
- B.Com.

Enter Your Subject

663 responses



- Bengali
- English
- Education
- Philosophy
- Sanskrit
- History
- Geography
- Political Science

▲ 1/4 ▼



Principal
Shyampur Siddheswari Mahavidyalaya
Ajodhya, Howrah.

Feedback has been gathered from all departments of B.A, B.Sc., and B.Com. students. There were 663 students who responded. Over 65% of B.A course students responded, while 25.6% and 8.7% of responses were obtained from BSc and BCom students, respectively. The questions were



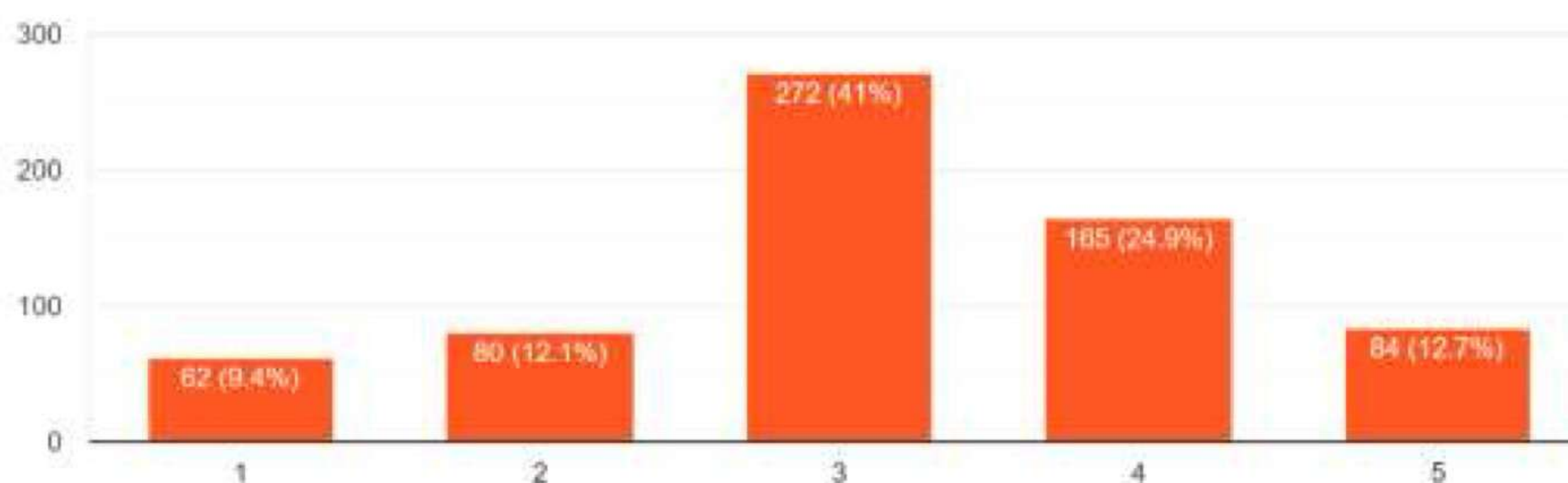
Ref. No.

Date

formulated based on various criteria. The following discussions elaborate on the questions corresponding to each criterion.

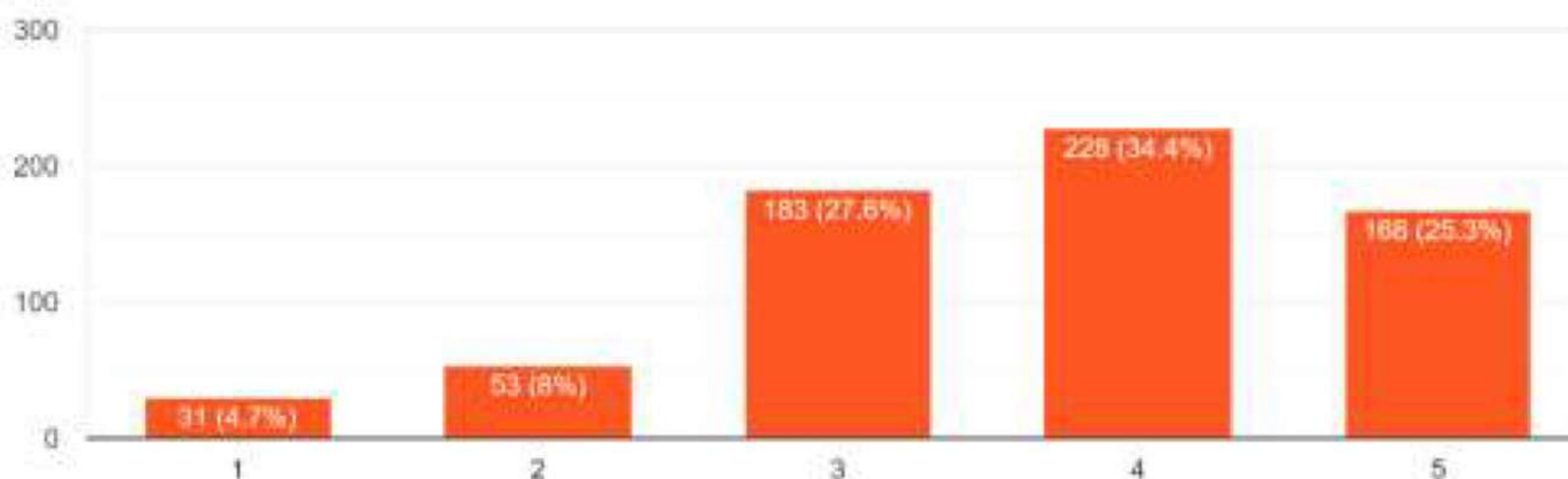
A. Teaching and Learning

Difficulty understanding some of the curriculum
663 responses



In this question, the distribution of student responses resembles a bell-shaped curve. More than 40% of students indicated an average level of difficulty, while over 37% expressed that the difficulty level is on the lower side.

How prepared are teachers for the curriculum?
663 responses



Principal
Shyampur Siddheswari Mahavidyalaya
Ajodhya, Howrah.



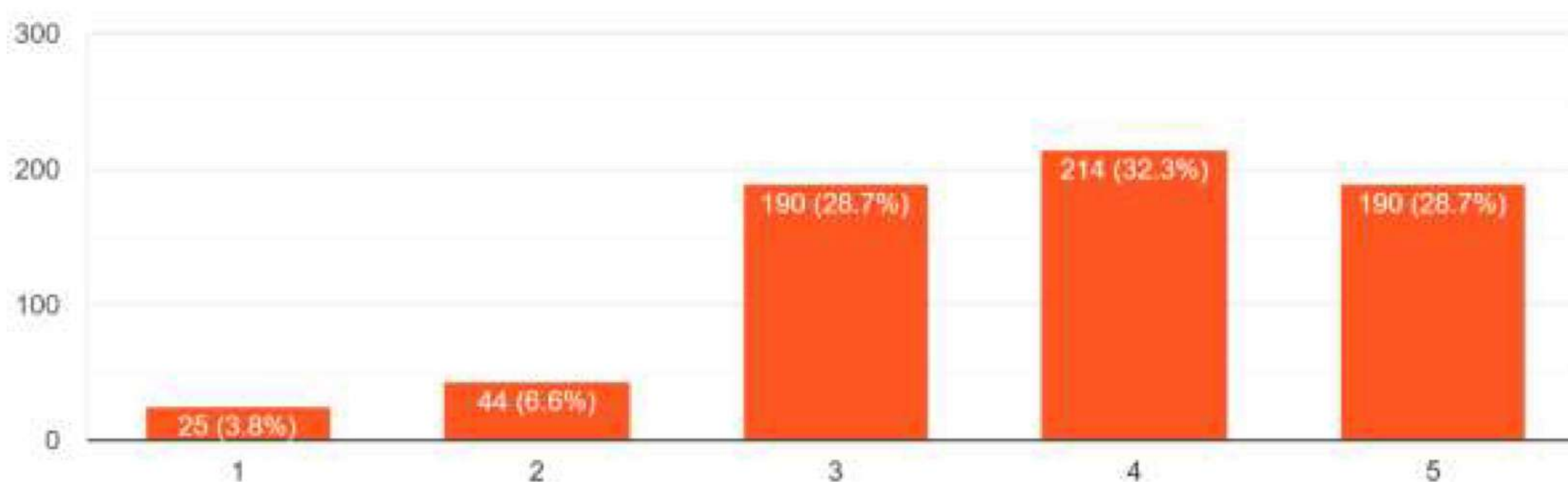
Ref. No.

Date

A majority of students, specifically over 59%, expressed satisfaction with the level of preparation demonstrated by their teachers in their respective subjects. Approximately 27.6% of responses indicated an average level of satisfaction, while a comparatively smaller percentage, around 12%, conveyed that they perceive their teachers as not well-prepared for the subject matter.

How much communication can the teacher establish

663 responses



In terms of teacher communication, approximately 61% of students expressed contentment, indicating a high level of satisfaction. About 28% of responses suggested an average level of satisfaction, while around 10% of students conveyed dissatisfaction with the teacher's communication.



Principal
Shyampur Siddheswari Mahavidyalaya
Ajodhya, Howrah.

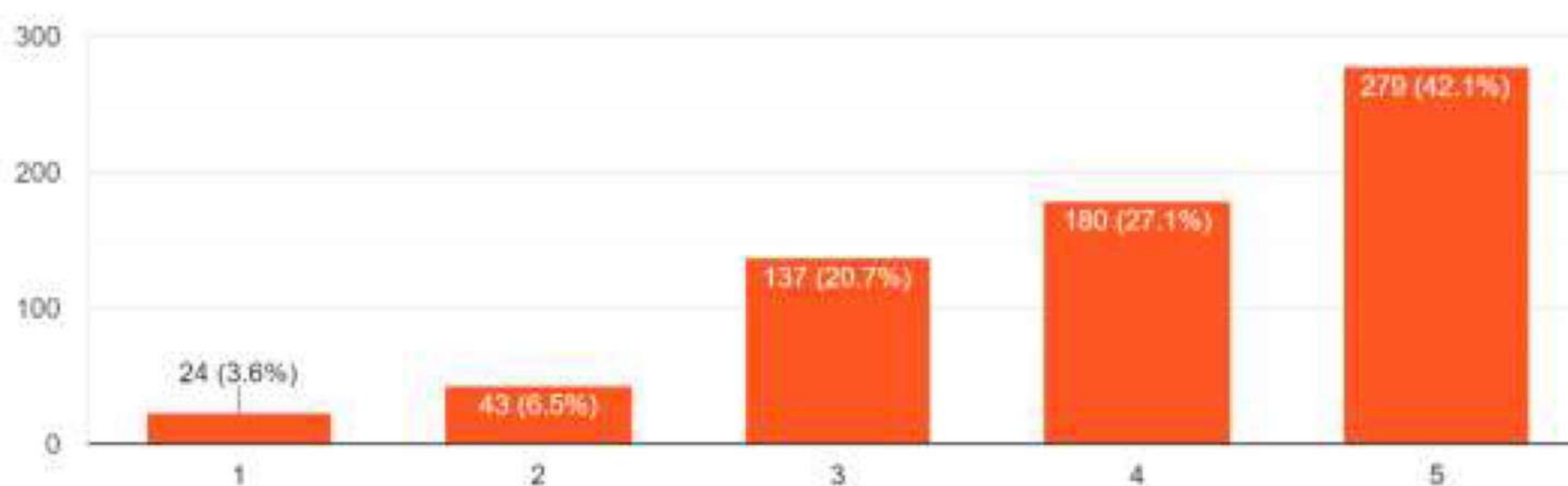


Ref. No.

Date

How is the relationship between students and teachers in your department?

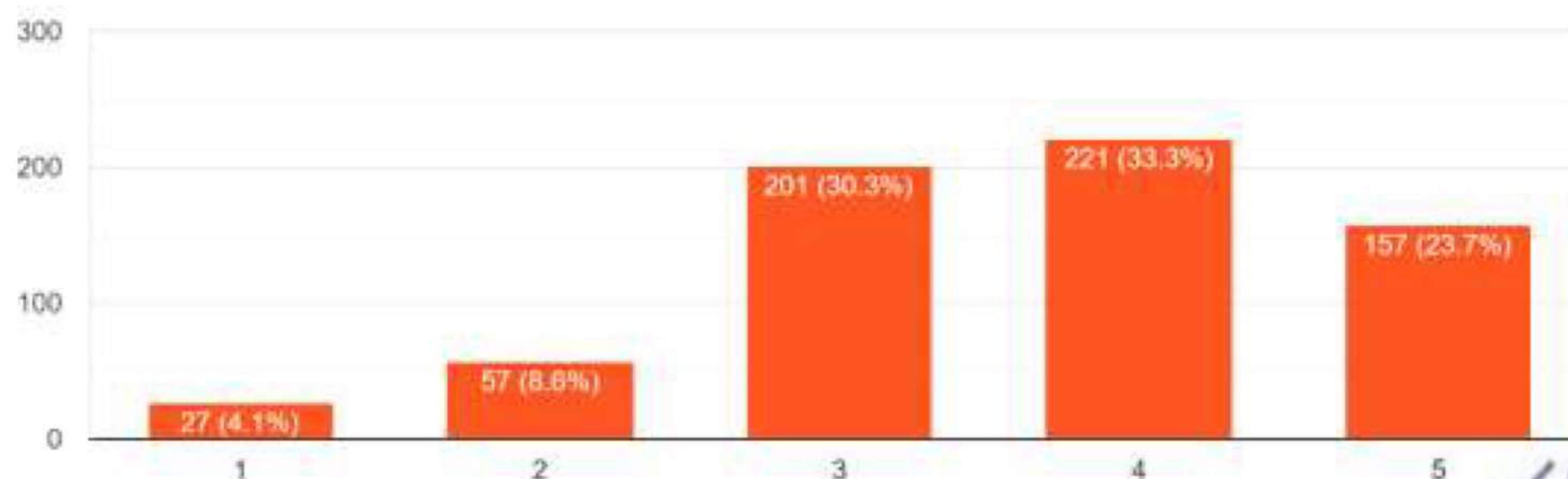
663 responses



Regarding the relationship between departmental teachers and students, a substantial majority of approximately 69% of students reported contentment. About 20.7% of responses indicated an average satisfaction level, suggesting a moderate sentiment. On the other hand, around 10.1% of students expressed dissatisfaction with the relationship between departmental teachers and students, signifying a relatively smaller portion of the student body that is not happy with this aspect.

Impact of internal assessment on your grades and results at the end of the course

663 responses



Principal
Shyampur Siddheswari Mahavidyalaya
Ajodhya, Howrah.



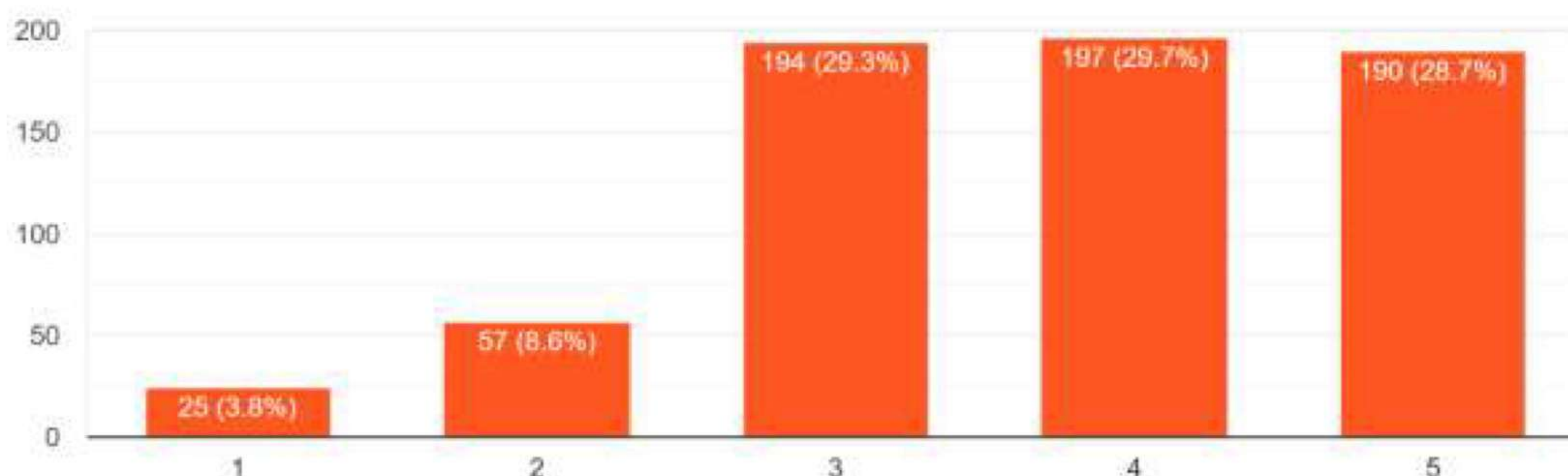
Ref. No.

Date

Concerning the impact of internal assessment, a significant portion, approximately 57% of students, conveyed satisfaction with the evaluation process. About 30.3% of responses reflected an average level of satisfaction, suggesting a moderate sentiment among students. On the other hand, around 12% of students expressed dissatisfaction with the internal assessment, indicating a relatively smaller portion of the student body that is not content with this aspect of their academic experience.

Are the teachers taking remedial classes to complete the course?

663 responses



Regarding the availability of remedial classes to complete the course, the majority of approximately 58% of students affirmed their existence and expressed satisfaction. About 29% of responses indicated an average perception, suggesting a moderate sentiment towards the availability of remedial classes. However, around 12% of students expressed dissatisfaction, signaling a minority of the student body that is not content with the provision of remedial classes for course completion.



Principal
Shyampur Siddheswari Mahavidyalaya
Ajodhya, Howrah.

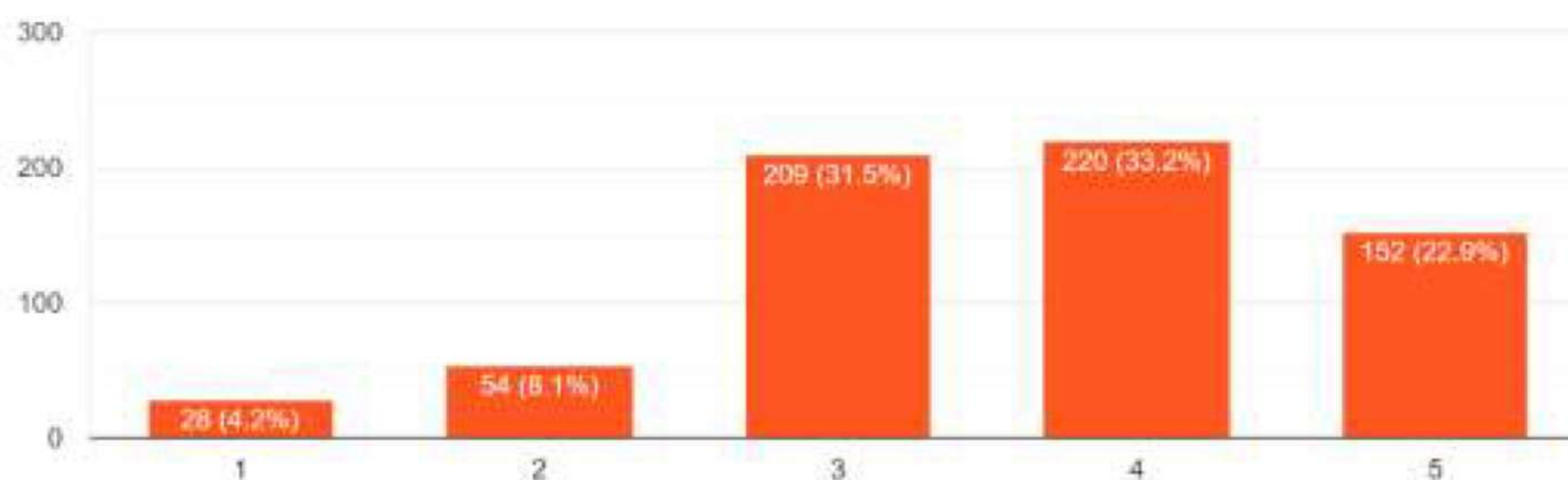


Ref. No.

Date

Do you think the course outcome will be achieved or not?

663 responses

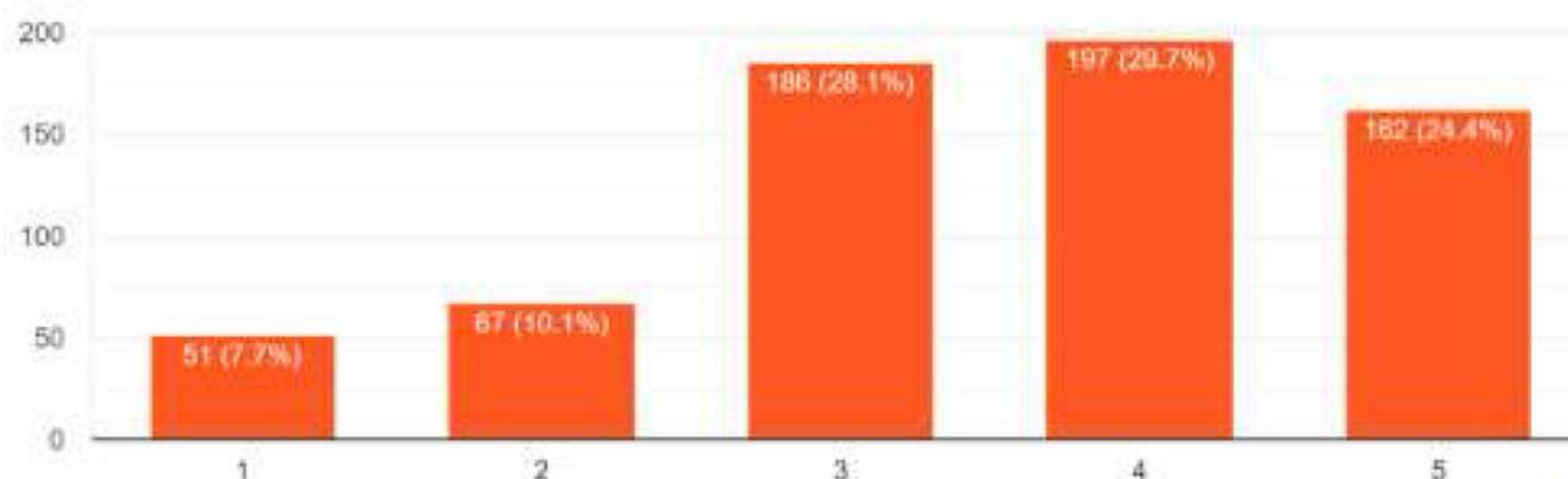


Regarding the attainment of course outcomes, a significant majority, approximately 56% of students, affirmed a positive response, indicating a perceived achievement of the course objectives. About 31% of responses fell into the average category, suggesting a moderate sentiment regarding the attainment of course outcomes. However, around 12% of students expressed a negative sentiment, indicating that they feel the course outcomes have not been adequately achieved.

A. Library Facilities

In your Library online resources are available or not

663 responses



Principal
Shyampur Siddheswari Mahavidyalaya
Ajodhya, Howrah.



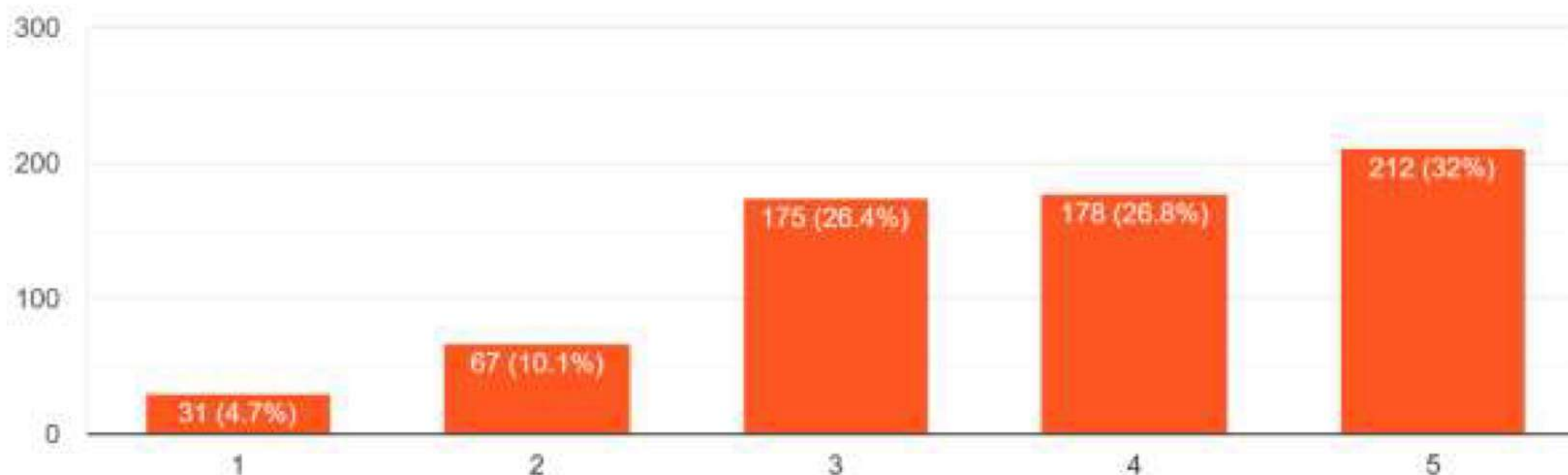
Ref. No.

Date

Concerning the availability of online resources in the library, a substantial majority, around 54% of students, acknowledged and affirmed their existence. Approximately 28% of responses indicated an average perception, suggesting a moderate sentiment towards the availability of online resources. However, a notable percentage, around 17%, expressed dissatisfaction by assigning a lower rating, implying that a portion of the student body perceives the online resources provided by the library as lacking or not meeting their expectations.

Are you satisfied with the available reading space in the library?

663 responses



Concerning the reading space in the library, a significant majority, exceeding 58% of students, affirmed the availability and adequacy of reading space. Approximately 26% of responses indicated an average perception, suggesting a moderate sentiment towards the reading spaces. However, the remaining percentage, representing a dissatisfied group, expressed discontent with the reading space provided in the library. This distribution reflects a predominant positive sentiment regarding the reading facilities, with a smaller portion of students expressing a less favorable view.



Principal
Shyampur Siddheswari Mahavidyalaya
Ajodhya, Howrah.

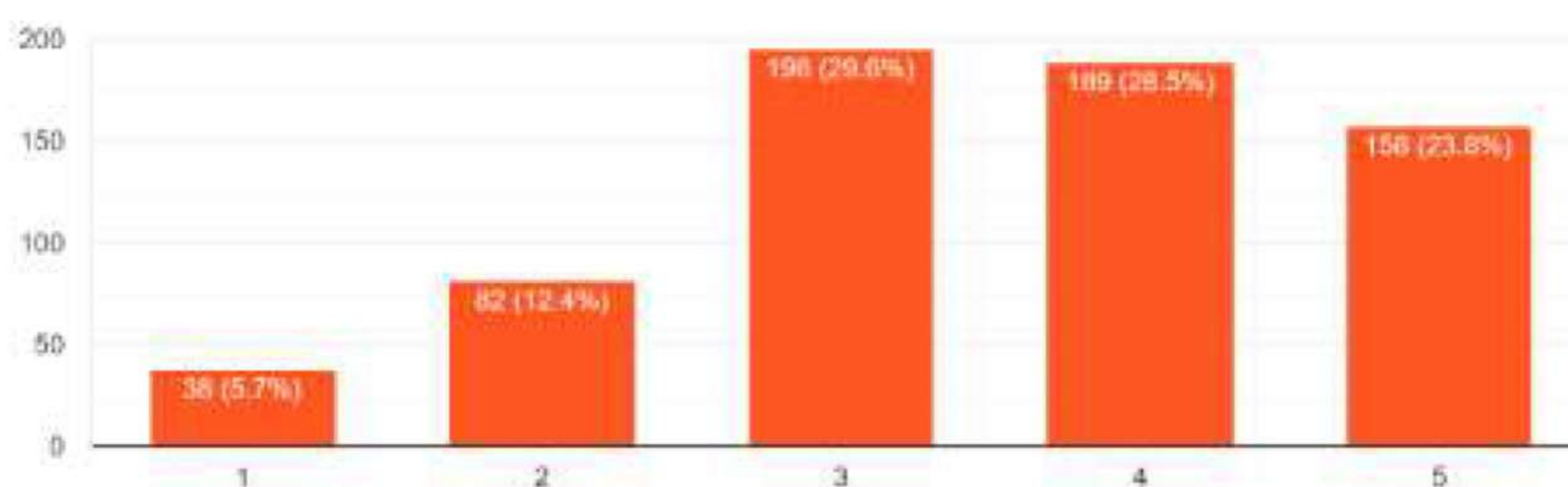


Ref. No.

Date

Availability of books, journals, magazines and newspapers

663 responses

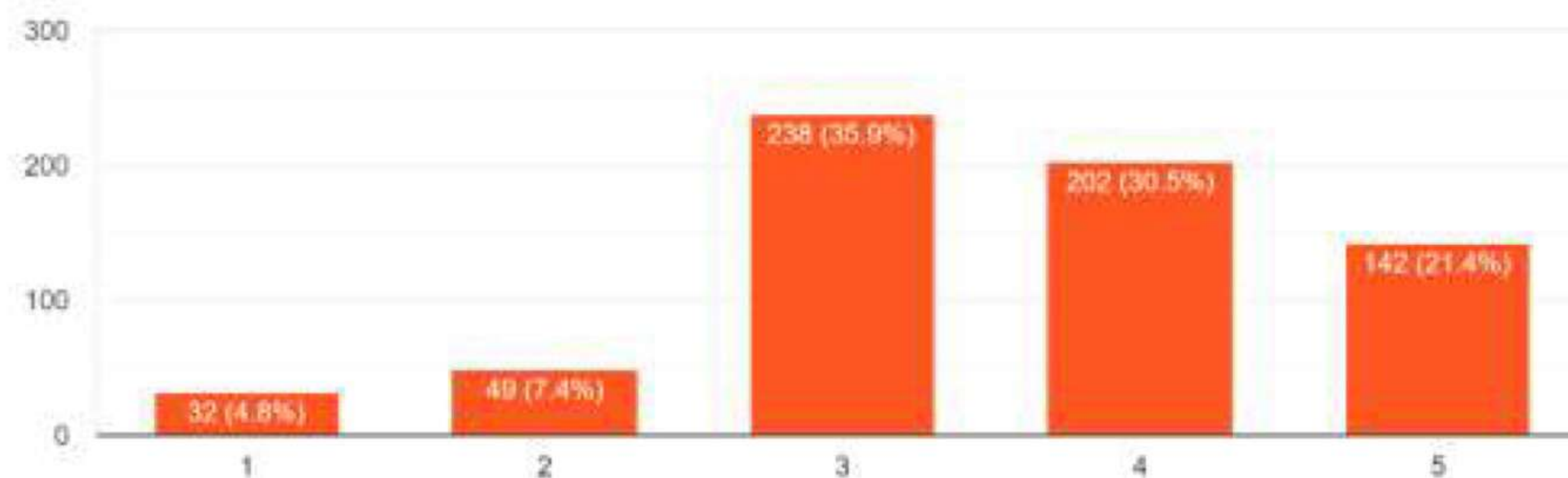


Regarding the availability of books, journals, and magazines, a substantial majority, exceeding 52% of students, acknowledged the presence of these resources. Approximately 29% of responses indicated an average perception, suggesting a moderate sentiment regarding the availability of reading materials. However, the remaining percentage, representing those not satisfied, expressed dissatisfaction with the availability of books, journals, and magazines. This breakdown highlights a prevalent positive perception among the majority of students, but also a notable portion with concerns or dissatisfaction regarding the availability of these resources.

A. Administrative and Infrastructure

How did you get your college administration on your side?

663 responses



Principal
Shyampur Siddheswari Mahavidyalaya
Ajodhya, Howrah.



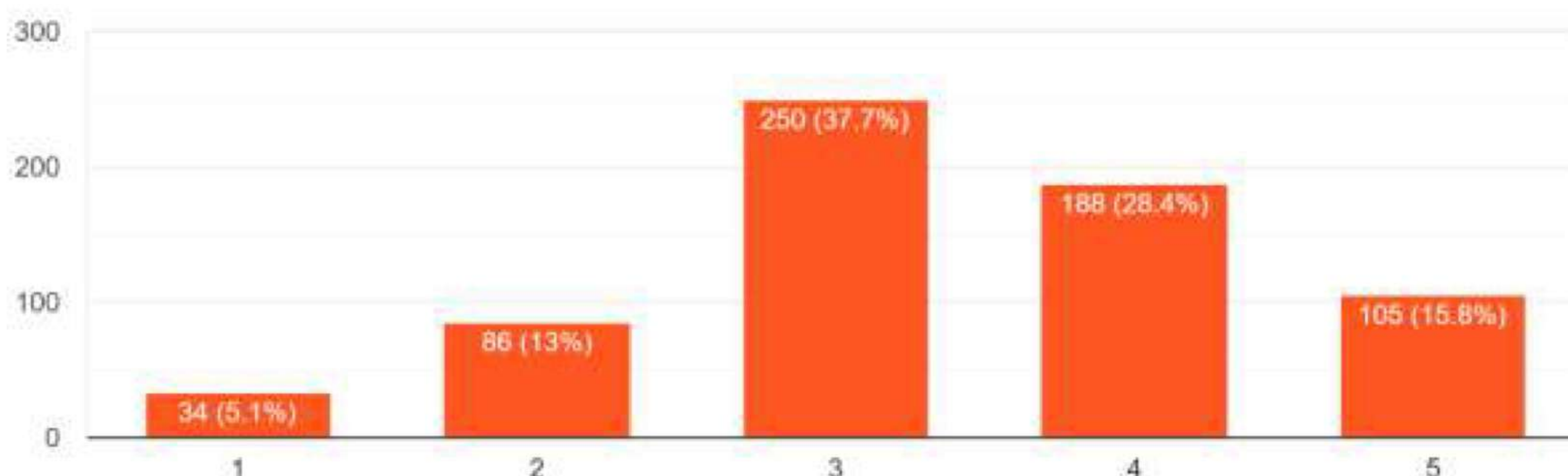
Ref. No.

Date

In terms of how students perceive their interaction with the college administration, a substantial majority, approximately 51%, affirmed a positive experience. Around 35% of responses fell into the average category, suggesting a moderate sentiment in terms of satisfaction with their interaction. However, a notable portion, around 12%, expressed dissatisfaction, indicating that some students are not content with their communication and interactions with the college administration.

Is there any mechanism for receiving complaints from students on behalf of the department?

663 responses



In terms of students raising complaints on behalf of their respective departments, a significant majority, exceeding 44%, acknowledged their willingness to express concerns. Approximately 37% of responses indicated an average perception, suggesting a moderate sentiment regarding the frequency of complaints. However, the remaining percentage, representing those not happy, indicated a dissatisfied group of students who may not feel adequately supported or heard when it comes to department-related issues.



Principal
Shyampur Siddheswari Mahavidyalaya
Ajodhya, Howrah.

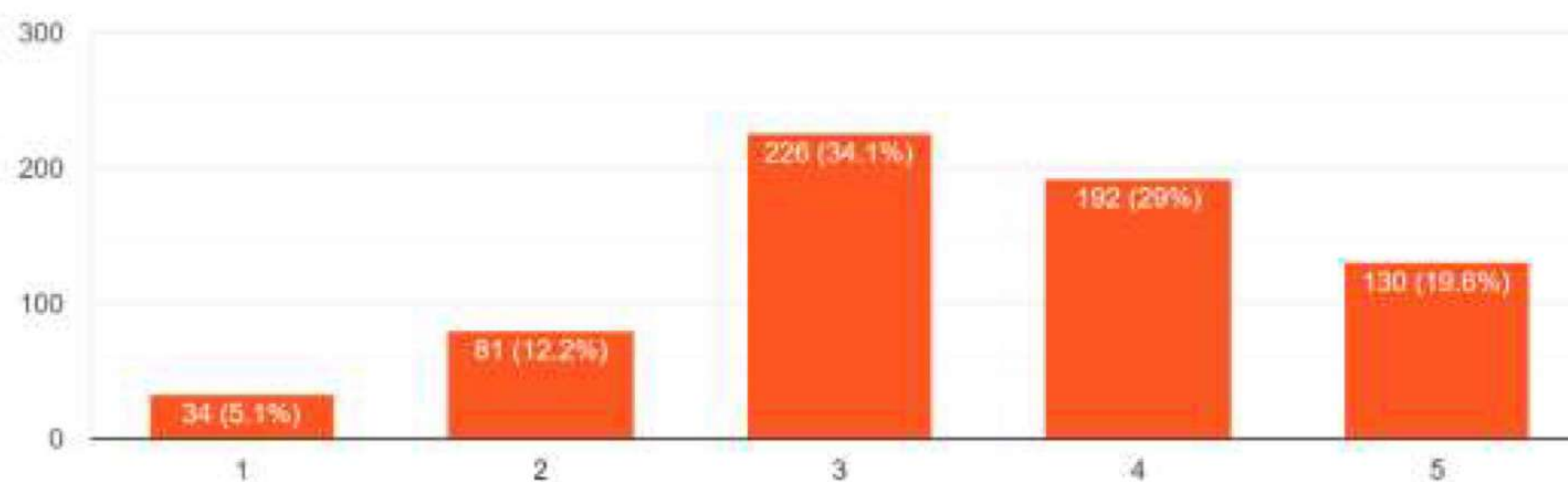


Ref. No.

Date

Are interdisciplinary courses available from other departments?

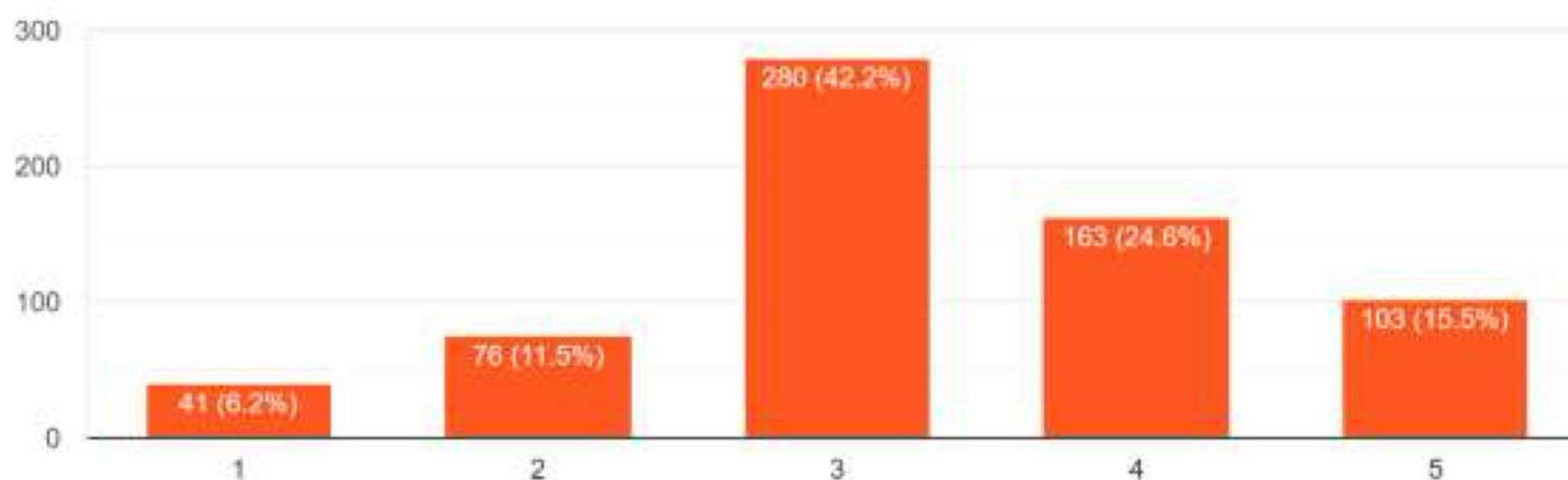
663 responses



Concerning the availability of interdisciplinary courses from other departments, a considerable majority, approximately 48% of students, affirmed their existence and accessibility. Approximately 34% of responses indicated an average perception, suggesting a moderate sentiment regarding the availability of such courses. However, the remaining 17% expressed dissatisfaction, indicating a portion of students who are not content with the current offerings of interdisciplinary courses from other departments.

ICT facilities in your college?

663 responses





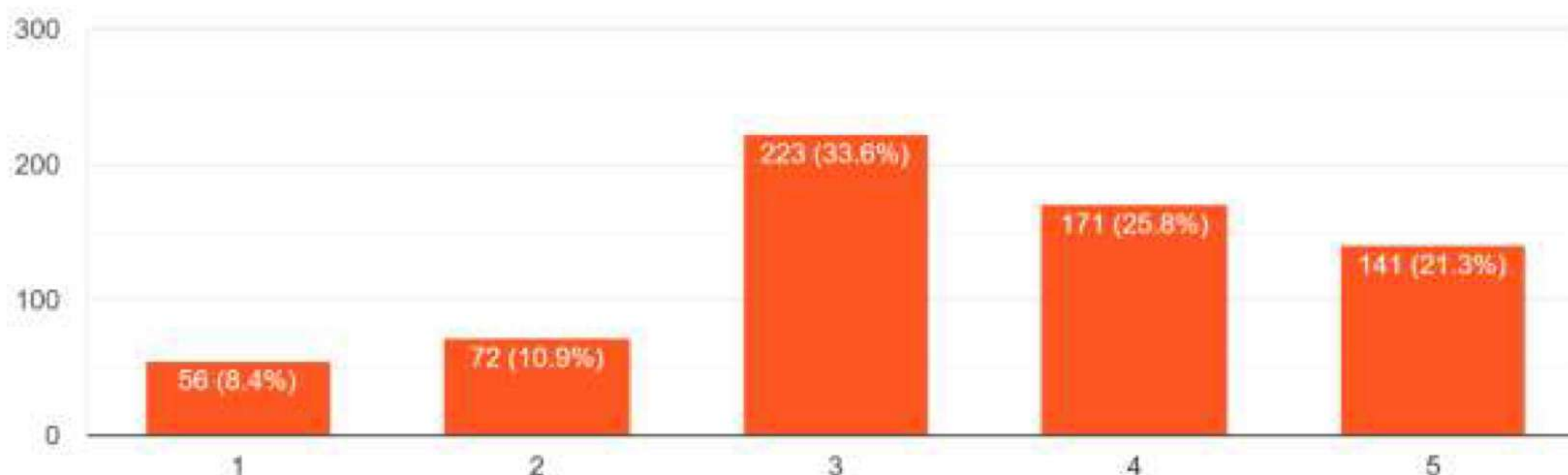
Ref. No.

Date

Concerning the ICT (Information and Communication Technology) facilities in your college, a significant majority, approximately 40% of students, affirmed the existence and functionality of these facilities. Around 42% of responses indicated an average perception, suggesting a moderate sentiment regarding the quality or effectiveness of the ICT facilities. However, the remaining 17% expressed dissatisfaction, indicating a segment of students who are not content with the current state of ICT facilities in the college.

Any career counselling, training, and placement facilities in your college?

663 responses



Regarding career counseling, training, and placement facilities in your college, a significant majority, around 47% of students, affirmed the existence and effectiveness of these services. Approximately 33% of responses fell into the average category, indicating a moderate sentiment regarding the quality or impact of the career counseling, training, and placement facilities. However, the remaining 19% expressed dissatisfaction, suggesting a segment of students who are not content with the current state of career-related services in the college.



Principal
Shyampur Siddheswari Mahavidyalaya
Ajodhya, Howrah.

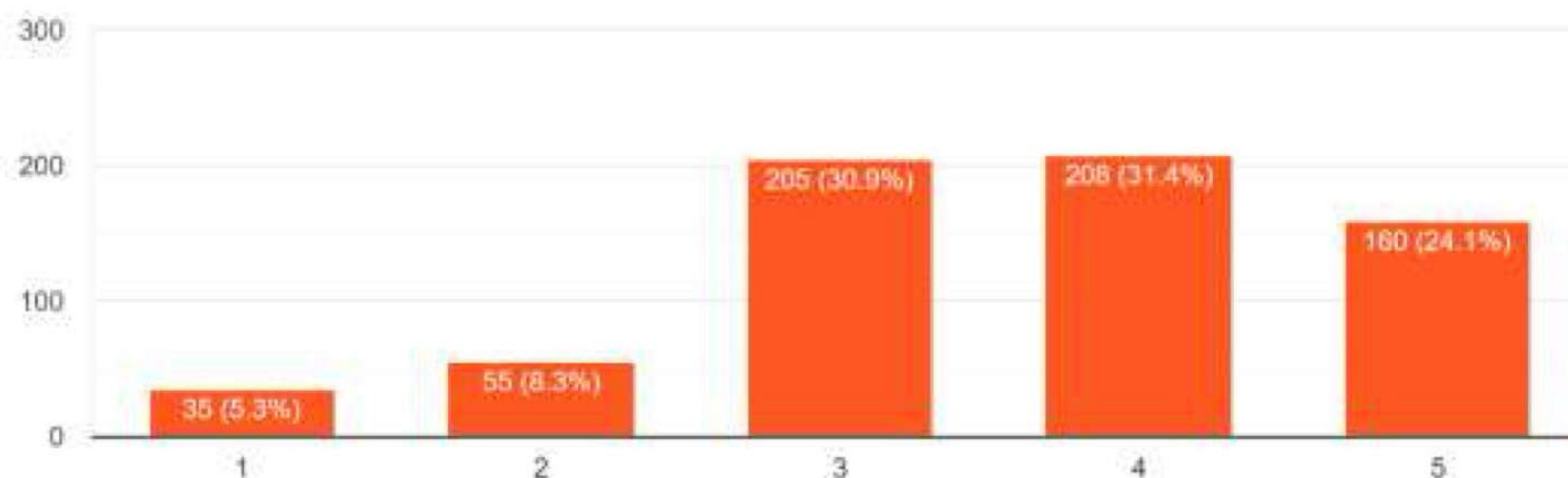


Ref. No.

Date

In extracurricular activities do you attend in the college or department?

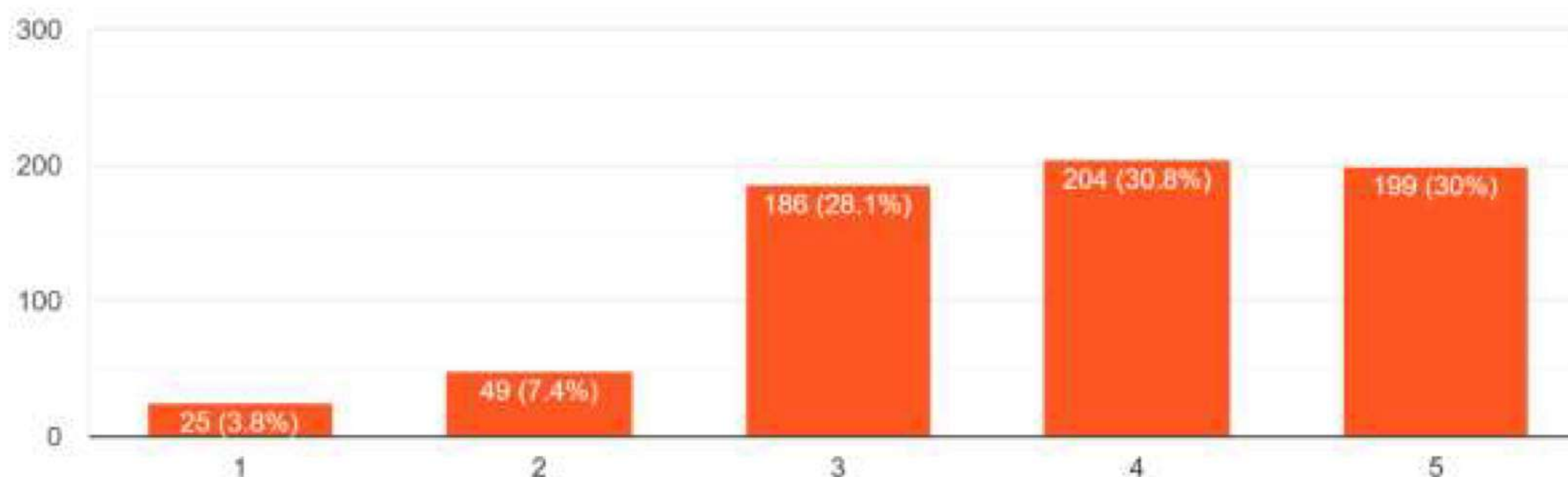
663 responses



Concerning attendance for extracurricular activities at the college, a significant majority, approximately 55% of students, affirmed their participation in such activities. About 30% of responses indicated an average level of involvement, suggesting a moderate sentiment regarding participation in extracurricular activities. However, around 13% responded negatively, indicating that a portion of students does not attend or engage in these activities.

What do you want to say about your college after leaving college?

663 responses





Ref. No.

Date

The responses regarding the perception of the college after passing out indicate a generally positive sentiment among the majority of students. Approximately 60% expressed a positive view, suggesting satisfaction or contentment with their college experience. Around 28% fell into the average category, indicating a more neutral or moderate sentiment. However, a smaller percentage, around 11%, expressed a negative view or dissatisfaction with the college after completing their studies.



Principal
Shyampur Siddheswari Mahavidyalaya
Ajodhya, Howrah.